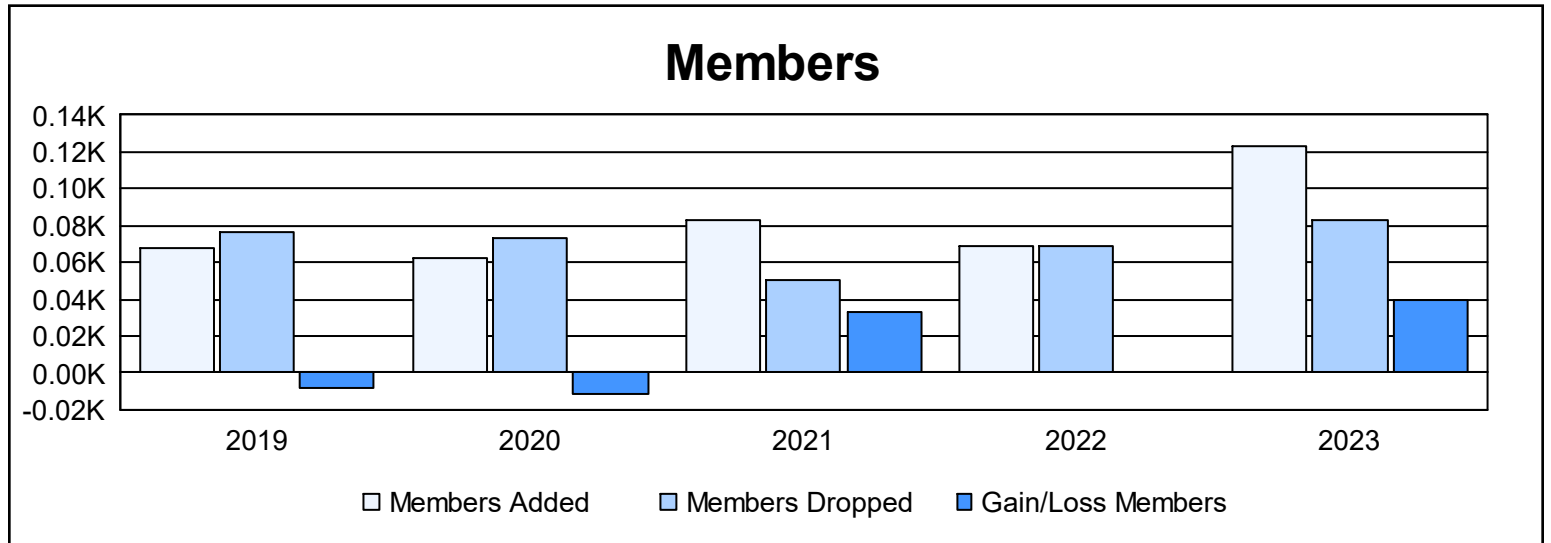
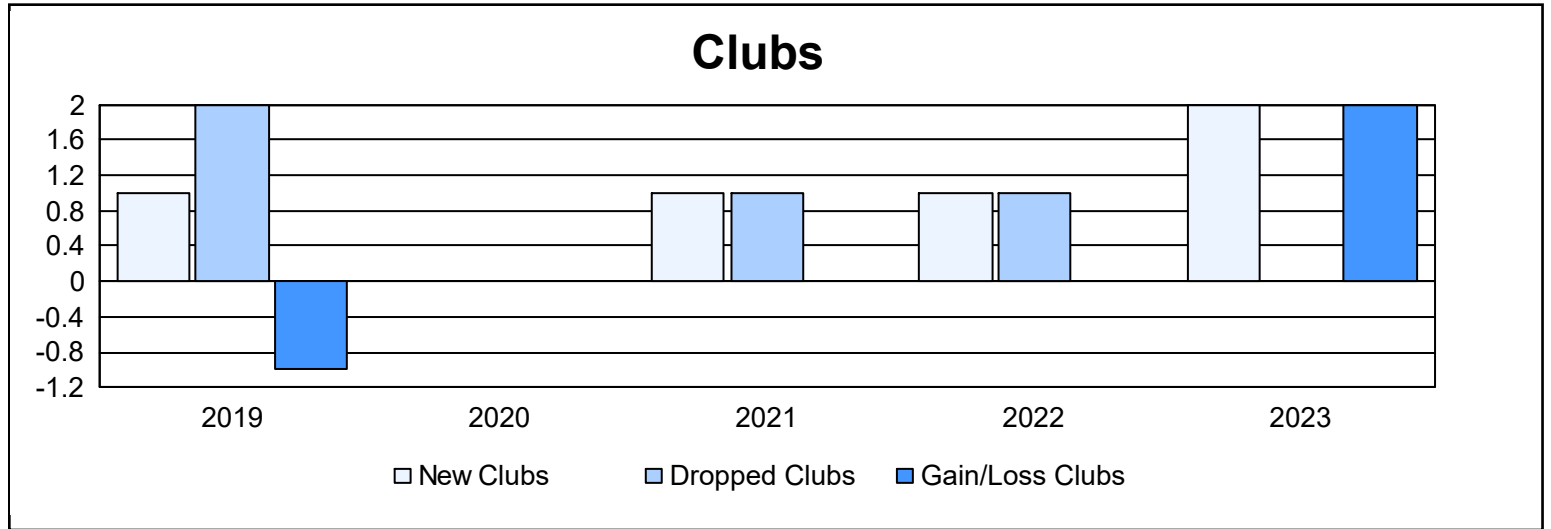
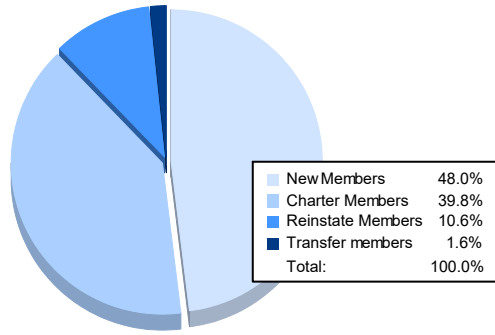


Year	New Clubs	Dropped Clubs	Gain/ Loss Clubs	New Members	Charter Members	Reinstate Members	Transfer Members	Total Member Added	Total Members Dropped	Gain/ Loss Members
2018-2019	1	2	-1	48	20	0	0	68	76	-8
2019-2020	0	0	0	58	3	1	0	62	73	-11
2020-2021	1	1	0	51	30	0	2	83	50	33
2021-2022	1	1	0	42	23	0	4	69	69	0
2022-2023	2	0	2	59	49	13	2	123	83	40
<b>Average</b>	<b>1</b>	<b>1</b>	<b>0</b>	<b>52</b>	<b>25</b>	<b>3</b>	<b>2</b>	<b>81</b>	<b>70</b>	<b>11</b>



### Membership Composition June 2023 Cumulative



### Gender Composition June 2023 Cumulative

